

INSPECTION SERVICES AND ENGINEERING CERTIFICATION

PHONE: 780.870.1547 EMAIL: operations@indexndt.ca Head Office Mail: P.O. Box 13137, Lloydminster, AB T9V 2J4

INSPECTION REPORT


EQUIPMENT LOCATION:	Lloydminster, Alberta				NDT PROCEDURE#:	INSP-001			
EXAMINATION COVERAGE:	RANDOM:	5%	10%	25%	50%	75%	100%	X	
ACCEPTANCE CRITERIA:	CSA W59	ISO 9927-1		CADEC RP		OTHER:		X	
INSPECTION METHOD:	VT	X	UT	X	MT WET FLOURESCENT	X	MT WET BLACK	MT DRY RED	
EQUIPMENT INFO:	BLACK LIGHT MAKE - INOVA			LIGHT METER # 1822158		MAG COIL # RC1-30120121			

CLIENT:	K&S Power Tongs	UNIT/RIG:	KSV001
EQUIPMENT:	Volant Tool	MAKE/MODEL:	Volant CRTi3-7.0
REPORT#:	IDX-9687	SERIAL NUMBER:	KSV001

EQUIPMENT PHOTOS



INSPECTION RESULTS

ACCEPTABLE:	X	REJECTED:		DATE OF INSPECTION:	May 1, 2026
TECHNICIAN:		Part:	Serial#:		
		Mandrel -	82306-03-4459A01-08		
		Cage -	82856-4459A02-12		
		Upper Cam -	81190-4445A04-07		
		Lower Cam -	81191-4459A05-08		
		Cam Latch -	80813-4459A06-05		
		Cam Int -	80810-4459A03-04		
		Jaws-	80928-01-3J5854-36		
		Jaws-	80928-01-3J5854-34		
		Jaws-	80928-01-4419A01-05		
		Jaws-	80928-01-3J5854-35		
Jaws-	80928-01-3J5854-37				
		Material Thickness: 1.302"/ 1.303"/ 1.298"/ 1.300"/ 1.305"			
		REPAIRS: NA			

QUALITY ASSURED INSPECTIONS FOR QUALITY ASSURED BUSINESSES

Except as provided herein, Index NDT Inspections Ltd. makes no warranty, express or implied with respect to the mechanical or other conditions of the equipment inspected by us. Index NDT Inspections Ltd. shall only be responsible in the event of damage resulting directly from their inspection, and in no event, shall the liability of Index NDT Inspections Ltd. exceed the cost of inspection. Our organization assumes only the responsibility of locating defects in the inspected components and welds made accessible at the time of inspection. All equipment should be cleaned to allow access to all welds and critical components. It is of the utmost importance that the unit's owner be aware that excessive coating over 10 mils can severely mask the detection of discontinuities while utilizing standard inspection techniques. We are not responsible for the mechanical or other conditions assembled condition except at customer's request.

INCLUSION P-POROSITY IUC-INTERNAL UNDERCUT EUC-EXTERNAL UNDERCUT S-SLAG C-CRACK IP-INCOMPLETE PENETRATION NF-NON-FUSION CR-CRACK P-PIN HOLE D-DISCONTINUITY



REES N.D.T. INSPECTION SERVICES 2008 LTD.



15612-89 Street
Grande Prairie, AB T8V 2N8

Grande Prairie
(780) 539-3594
(780) 532-8047 (Fax)

Dispatch
1-888-540-3594
www.reesndt.com

Vegreville
(780) 603-4887
Email: gcoers@reesndt.com

INSPECTION DATE: 31-Mar-25

CLIENT: K & S Power Tongs
ADDRESS: 3614 63 Avenue Close
Lloydminster AB T9V 2W1

REES NDT PO NUMBER: R84915
CLIENT PO NUMBER:
REES NDT WO NUMBER: 219265

INSPECTION CERTIFICATE


CERTIFICATION OF: CRT Mandrel
MAKE: Volant
MODEL: CRTi3-7.0
SERIAL NUMBER: 82306-03-4459A01-08
UNIT NUMBER: NA
CAPACITY: 320 ton
OWNER: K & S Power Tongs

Rees NDT Inspection Services 2008 Ltd. performed a VISUAL AND NON-DESTRUCTIVE TESTING inspection on the above mentioned CRT MANDREL. All observations have been recorded and are disclosed in the complete documentation for Rees NDT Work Order #219265. The scope of this certificate is limited to the inspection of the item's structural condition at the time of inspection and does not imply a review of the equipment's design or its associated capacity rating. The capacity noted above reflects the original equipment manufacturer's maximum capacity rating and may be reduced by operating conditions, regulatory requirements and the use of auxillary equipment that has a lower capacity rating.

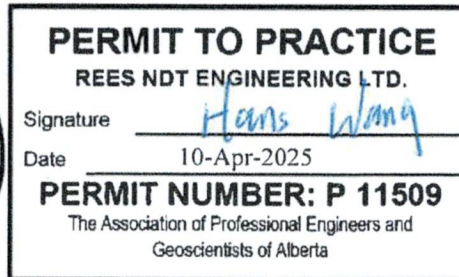
The undersigned Engineer reviewed all the inspection reports and has issued this certificate after all required repairs (if any) were completed. In the undersigned Engineer's opinion, the CRT MANDREL may be returned to service and is safe to use within the original manufacturer's specifications. The equipment owner is obliged to supply the OEM's operating instructions with the equipment and maintain the OEM's identification and capacity markings. If OEM information cannot be obtained, certified replacements must be obtained from a Professional Engineer.

This certification covers the above mentioned unit for a period of 5 YEARS AS PER API-8B from the date of inspection, or until the unit is damaged by handling, transportation or operation.

Reviewed
By:



10-Apr-2025



Inspected By: J. Ibarbia W. Werner HD Equip Tech (K-06-101358) R. Mercado CGSB #30526 (MPI II) SNT #068 (MPI II) J. House CGSB #20221 (MPI II) SNT #028 (MPI II)

Non-destructive Testing · Wall Thickness Testing · Hardness Testing · Crane & Picker Certification · Drilling Rig Certification



REES N.D.T. INSPECTION SERVICES 2008 LTD.



15612-89 Street
Grande Prairie, AB T8V 2N8

Grande Prairie
(780) 539-3594
(780) 532-8047 (Fax)

Dispatch
1-888-540-3594
www.reesndt.com

Vegreville
(780) 603-4887
Email: gcoers@reesndt.com

LOAD TEST CERTIFICATE

Owner K & S Power Tongs
Address 3614 63 Avenue Close
Lloydminster AB T9V 2W1

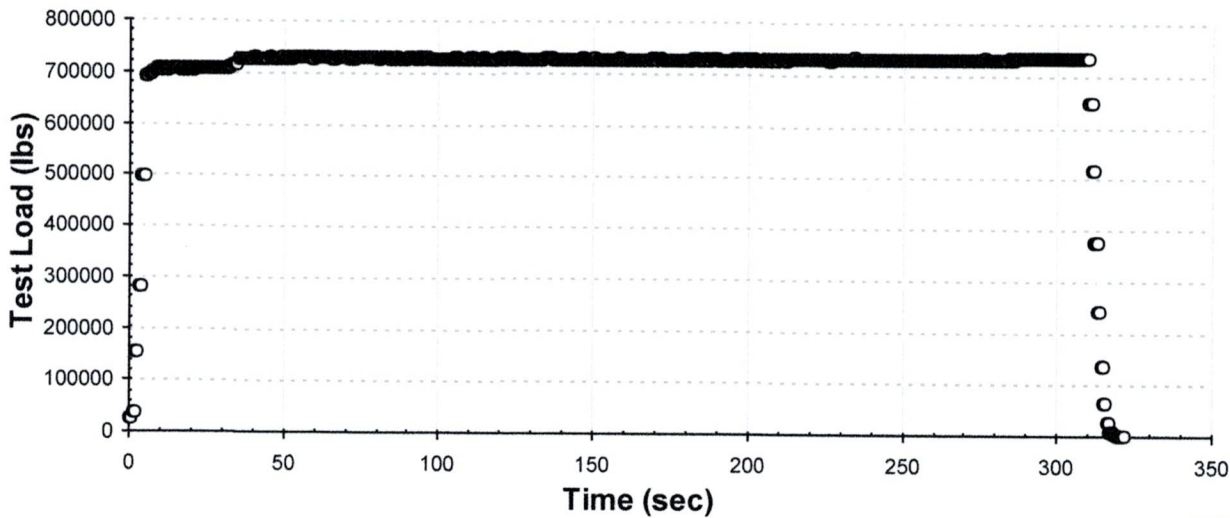
Date 31-Mar-25
Workorder # 219265
Purchase Order# KSV001

Contact Name:	Chris	Phone #:	(780) 872-8240
Item:	CRT Mandrel	Location:	Rees NDT Shop, Grande Prairie
Make:	Volant	Model:	CRTI3-7.0
Serial Number:	82306-03-4459A01-08	Unit:	NA
Capacity:		320 ton	

Proof Load Test 704000 lbs
Test Method: Proof 1.10

Test Date 01-Apr-25
Peak Load 733851 lbs

Required Duration (sec) 300
Passed



DELAYED USE
 Date of 1st Use: April 13, 2025
 Job #: 26613
 Signed By: [Signature]

